

## BALLAST FINISH




### EPOXY PRIMER

CODICE: BFI...

#### DESCRIPTION

**BALLAST FINISH** IS AN EPOXY PRIMER NANOTECHNOLOGY. **BALLAST FINISH** IS USED IN THE TREATMENT INSULATING OF LOCKERS AND BILGES OF FIBERGLASS BOATS.

#### INFORMATION

DURATA DELLA MISCELA MIX LIFE 65 MIN	CALPESTABILITÀ	RESA SPREADING 18M <sup>2</sup> /LT	UGELLI TIPS 0,014- 0,018	DILUIZIONE THINNING DILUENTE 03			
---	----------------	---	-----------------------------------	--	---	---	---

#### TECHNICAL DATA




TYPE	TWO PACK EPOXY BASED
COLOR	WHITE - GREY
ASPECT	GLOSS
DENSITY	1.55±0.05 G/CM <sup>3</sup>
SOLID CONTENT (% VOL)	92% VOL
MIX RATIO	MIX A:B=3:1 VOL
COVERING LONG-TERM	NO
SANDING	NO
APPLICATION TIME	50 MIN AT 20°C
TYPICAL THICKNESS	75-125 MICRONS
WET FILM THICKNESS PER COAT	75 MICRON
DRY FILM THICKNESS PER COAT	50 MICRON
SPREADING	~18 MQ/LT AT 50 MIC.
THINNER	DILUENTE 03
SHELF LIFE	2 YEARS

#### DRYING INFORMATION (T 20°C)

MIX LIFE	65
----------	----

MINIMUM DRY FILM THICKNESS PER COAT 50 MICRON

#### APPLICATION METHOD

THINNER	 5%-10%	 10%	 5%-10%
---------	--	---	--

#### GENERAL INFORMATION

DO NOT EXPOSE TO HEAT SOURCES AND UNDER THE SUN. FOR BEST PRESERVATION OF **BALLST FINISH** BE SURE THAT WHEN STOCKED THE CANS ARE WELL CLOSED AND THE TEMPERATURE IS BETWEEN 5°C/40°F AND 35°C/95°F.

## TRASPORTATION

**BALLAST FINISH** MUST BE KEPT IN CLOSED CANS AND DRUMS DURING TRANSPORTATION.

## DESCRIPTIONS FOR USE

CAREFULLY MIX THE PRODUCT BEFORE USE. THE TECHNICAL DATA ARE DETERMINED AT 20° C UNLESS OTHERWISE DESIGNATION AND

REFER TO THE PRODUCT READY FOR USE AND UNDILUTED

## GENERAL

ALWAYS READ THE TECHNICAL AND SAFETY ADVICES REPORTED ON LABELS. OBTAIN FURTHER SAFETY AND TECHNICAL ADVICE FROM OUR TECHNICAL SUPPORT. DISPOSAL: DO NOT

DESPOSE THE EMPTY CANS OR RESIDUES OF PAINT IN THE ENVIRONMENT; USE ADEQUATE DISPOSAL CONTAINERS. IT IS PREFERRED TO DISPOSE THE PAINT RESIDUES WHEN ARE IN SOLID STATE. RESIDUES OF **BALLAST FINISH** CANNOT BE DESPOSED AS NORMAL WASTE BUT ONLY AS SPECIAL DANGEROUS WASTE. THE DISPOSAL MUST BE DONE FOLLOWING THE LOCAL REGULATIONS ABOUT DANGEROUS WASTE. CONSULT LOCAL AUTHORITIES FOR ADVICE.

## MIXING.

THOROUGHLY MIX THE TWO COMPONENTS BY HAND TO AVOID THE FORMATION OF AIR BUBBLES. ADD HARDENER TO THE BASE IN A MIXING BOWL AND STIR FOR 2 MINUTES. USE A CLEAN PLASTIC CONTAINER (INSTEAD OF METAL) FOR **BALLAST FINISH** MIX AND MIX QUANTITIES REDUCED TO PREVENT TO GET WARM. POUR THE MIXTURE INTO A FLAT PAN AND LARGE TO INCREASE THE TIME OF WORKABILITY. IMPORTANT: DO NOT USE A GLASS CONTAINER; IF THE RESIN BEGINS TO HEAT UP TOO MUCH, BRING THE CONTAINER OUTDOORS. DO NOT BREATHE VAPOURS. MIX THOROUGHLY BY ADDING THE POWDERED ADDITIVE CHOSEN, UNTIL THE REQUIRED CONSISTENCY. FOR MORE DETAILS ON ADDITIVES AND THEIR USAGE, SEE THE TECHNICAL SUPPORT SAFE NANOTECHNOLOGIES. MIX ONLY THE AMOUNT THAT YOU THINK APPLY IN MIXTURE INDICATED DURATION.

## IMPORTANT NOTES

THE INFORMATION CONTAINED IN THIS TDS MUST NOT CONSIDERED EXHAUSTIVE. ANY USE WITHOUT WRITTEN AND CERTIFIED ADVICE FROM SAFE NANOTECHNOLOGIES TECHNICAL SUPPORT DOES IT AT HIS OWN RISK AND DANGER. IN THIS CASE SAFE NANOTECHNOLOGIES DOES NOT TAKE ANY RESPONSABILITY FOR THE COATING PERFORMANCE AND ANY DAMAGE DERIVING FROM SUCH UNCORRECT USE OF THE PRODUCT APART WHEN IT IS PROVEN THAT THE DAMAGES ARE DUE TO OUR NEGLIGENCE. THE INFORMATION CONTAINED IN THIS SHEET COULD BE SUBJECT TO MODIFICATION DUE TO OUR IMPROVED EXPERIENCE AND TO OUR POLITHICS OF PRODUCT DEVELOPMENTS.